

Relay Card

AD-RK 403 EV

Description

On the relay card AD-RK 403 EV there are altogether 4 polar relays with 3 contacts each. The coil connections and contacts for each relay are separately guided onto the terminal strip. The switched condition is shown for each relay via one luminous diode each on the front plate.

Application

Galvanic isolation of switch outputs, extension of contact outputs, use as contact protection relays or switch amplifiers.

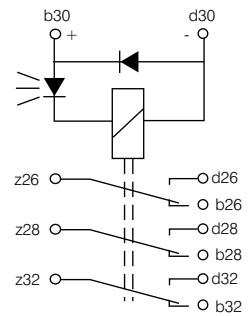
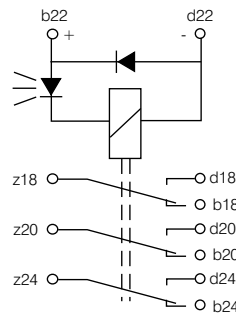
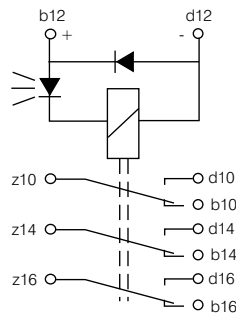
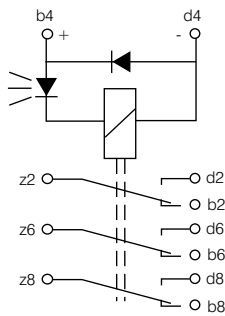


Specification

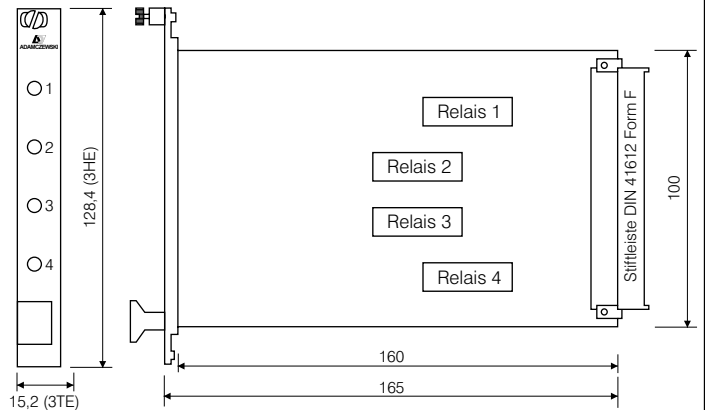

coil pick-up voltage: 18-28 V DC
 coil resistance: ca. 1,2 kOhm
 number of relays: 4
 outputconnection: each 3 changer
 contact material: double line contact (Au/Ag)
 contact resistance: < 50 mOhm
 max. switching voltage: 220 V DC, 250 V AC
 max. breaking capacity: 60 W/100 VA
 max constant / breaking current: 2 A
 response time: < 10ms
 release time: < 5ms
 max. life time: mech. 3x10E8, elec. 5x10E6
 connection type: DIN 41612, 48-pole form F
 wide of front panel: 3 TE
 weight: approx. 200 gr.
 protection: IP 00
 connection data: fine-wire/single-wire: 2,5 mm²
 ambient temperature: 0°C to +50°C

options:
 - other threshold voltage
 - part of component parts

Connection and dimension: AD-RK 403 EV



1	b4	d4	d2	z2	b2
			d6	z6	b6
			d8	z8	b8
2	b12	d12	d10	z10	b10
			d14	z14	b14
			d16	z16	b16
3	b22	d22	d18	z18	b18
			d20	z20	b20
			d24	z24	b24
4	b30	d30	d26	z26	b26
			d28	z28	b28
			d32	z32	b32



Printed 11/1991. We reserve the right for technical changes



ADAMCZEWSKI
Elektronische Messtechnik GmbH

Felix-Wankel-Str. 13
Tel. +49 (0)7046-875
vertrieb@ad-messtechnik.de

74374 Zaberfeld
Fax +49 (0)7046-7678
www.adamczewski.com